

Otii Product Suite

The ultimate solution for mastering battery life of embedded devices and electronics throughout product development and maintenance.



Otii Product Suite

A state-of-the-art solution for power profiling, battery life estimation, selection, emulation, and energy harvesting testing for embedded electronics.

The Otii products are designed for every-day power analysis and testing at the developer's bench. They are also scalable for automated power testing and optimization across teams, product lines, and development stages.

One comprehensive product suite. 20+ powerful capabilities designed to bring you and your team closer to optimal battery life of your embedded product.



Otii instruments:

Otii Ace Pro ($\leq 25V$, 5A)

Otii Arc Pro ($\leq 5V$, 5A)

Otii instruments come with powerful Otii desktop application for Windows/Ubuntu/macOS.

Otii software toolboxes:

Otii Battery Toolbox

Otii Automation Toolbox

Otii Energy Harvesting Toolbox (COMING SOON)

The Otii toolboxes are sharable licenses that evolve Otii Arc/Ace Pro to specialised instruments.

For R&D and FAE teams looking to:

- 1 Deliver quality by powering, measuring and analysing energy consumption for every HW/FW/SW iteration during product development.
- 2 Automate hardware and software power benchmarking
- 3 Streamline and automate power measurements as part of continuous integration (with or without battery emulation)
- 4 Pick the right energy source, profile and emulate batteries and photovoltaics for their specific applications
- 5 Cut qualification and verification time and cost by evaluating and cycling batteries.



Otii application and use cases

Equip your team with comprehensive yet versatile solution for power and battery life optimization.



APPLICATION AND USE CASE		Otii instrument	Automation Toolbox	Battery Toolbox	Energy Harvesting Toolbox
Device and firmware power measurements and analysis					
1	Power and current profiling Measure, analyze and optimize your embedded device's real current and power consumption. High dynamic range, high resolution measurements.	Arc/Ace			
2	UART logs sync with power measurements Synchronise your debug logs with power measurements to understand what drains the energy. Insights are the first step to optimizing. Iterate measurements for all changes in firmware.	Arc/Ace			
3	In-line mode/Ampere meter mode measurements Measure the current, voltage, power and energy in-line with power source and your embedded device. Like multimeter but also measuring both current and voltage at the same time.	Ace			
4	Regression testing Multiple current and power measurements in one and the same graph and project. Compare, analyze, redo. Regression testing made easy.	Arc/Ace			
5	Control device via AT Command while power measuring Optimize eDRX and PSM settings of your device by changing the settings in real time while measuring. Improve this further by automate this with a script. Python script available at Qoitech Github.	Arc/Ace			
6	Battery life estimation from measured power profile Get a quick battery life estimate from your measured power profile. Iterate for every new profile. Use battery capacity from datasheet or data from battery profiling.	Arc/Ace			
7	Logic analyzer Connect DUT digital signals to GPIs, to monitor logic levels, like a logic analyzer. Use the MCU GPIOs as status indicator and view them in Otii desktop application.	Arc/Ace			
8	Subsystem measurement/secondary current channel. Follow the power, from the battery connector throughout the system that you are building. Examine how each subsystem affects current consumption and voltage levels.	Arc/Ace			
9	External shunt resistor/Differential measurement Measure current and voltage without using the internal power supply of Otii hardware.	Arc/Ace			
10	2-channel power supply Use Otii Ace as two power boxes and four multimeters, due to its isolation between main channel and expansion board.	Ace			
11	Emulate button push Connect Arc/Ace GPOs to digital inputs of your device under test to emulate actions like a button push. Interact with your device through the GPOs.	Arc/Ace			
12	Inrush and suspend current pre-compliance testing	Ace			



Otii application and use cases

APPLICATION AND USE CASE		Otii instrument	Automation Toolbox	Battery Toolbox	Energy Harvesting Toolbox
Automation					
13	Automation with scripting in Python, C#, Java, Matlab Control your Otii Arc/Ace with the built-in TCP-server from any language or system that supports communication over TCP sockets, using a JSON-based API . Any of the use cases in this and previous list can be automated.	Arc/Ace	■		
14	Power measurements in Continuous Integration (CI) Include power measurements as part of your quality assurance of firmware and software updates in CI setup, e.g. Jenkins	Arc/Ace	■		
15	Automated measuring efficiency of a PMIC (DC/DC converter) Check the efficiency of your PMIC (DC/DC converter) with your embedded device as consumer and the efficiency at all loads.	Ace	■		
16	Automated battery emulation Fast-forward test of the device when battery is discharged. Automatically find real used capacity at cut-off.	Arc/Ace	■	■	
17	Power measurement in functional testing with Raspberry Pi Automate functional testing with Raspberry Pi, streamlining comprehensive testing in development workflows.	Arc/Ace	■		
Battery and PV cell evaluation					
18	Battery profiling Create discharge profiles of the batteries with specific conditions for the discharge that reflect how your application is behaving. Use these to emulate batteries.	Arc/Ace		■	
19	Battery emulation Use Otii Arc/Ace to act as a battery, following a discharge curve of your specific discharge profile or preset Otii profiles. Emulate battery, get the real capacity value and find the right match for your application.	Arc/Ace		■	
20	PV cell emulation Use Otii Ace to act as a PV cell, following I-V curve behaviour at different light conditions. Explore amongst hundreds of PV cell profiles from prominent brands. Emulate PV cell, find the right match for your application.	Ace			■
21	Battery cycling Evaluate deteriorating effect of charging and discharging. Profile and cycle battery for aging and create battery profiles at different aging states of the rechargeable batteries	Ace		■	
22	PV cell and energy storage evaluation In-line measurements to evaluate how much current and energy that a solar panel/PV cell is charging the embedded device's energy storage. Make sure that your PV cell generates enough energy to keep your system powered at all use cases.	Ace	■	■	
23	Stress testing of the energy harvester and storage for different applications, protocols, duty cycles Using Otii Ace as the load, emulating your embedded device in different conditions, to evaluate if the energy harvesting system self-sufficiency.	Ace	■	■	






Otii instruments

Power profiler, source measure unit (SMU), power analyzer, power supply, digital multimeter, source measure unit, power debugger - all in one Otii instrument.

The Otii instruments, Otii Ace Pro and Otii Arc Pro can precisely source power and simultaneously measure current and voltage. They can also be a programmable load, sinking with a constant current, power or resistance.

They come in two options - for electronics up to 5V/5A and with a higher sample rate for electronics up to 25V/5A





	Otii Ace Pro	Otii Arc Pro
Current and voltage measurement	$\pm(0.05\% + 25\text{nA})$ for -5 A to 5 A	$\pm(0.1\% + 50\text{nA})$
Current measurement resolution	400pA	5nA
Current sink	Max 5A	Max 2.5A
Voltage measurement accuracy	$\pm(0.01\% + 1\text{ mV})$	$\pm(0.1\% + 1.5\text{ mV})$
Current ranges	Auto range (only one switch) High current range 24 bit ADC with automatic switching between ranges	
Sample rate	Adjustable sample rate up to 50 kps for main current and voltage channel. Up to 50 kps for all other channels (ADC current, ADC voltage, SENSE+, SENSE-)	Sample rate up to 4kps for main current channel. 1kps for all other channels (main voltage, ADC current, ADC voltage, SENSE+, SENSE-)
Output voltage	0 - 25V Isolated power supply, $\pm 200\text{ V}$. Active voltage regulation No burden voltage	0.5 - 5V Active voltage regulation No burden voltage
Output power	Max continuous 30W Peak 50W	Max continuous 12W Peak 25W
Expansion port	Digital IO ADC differential ADC, Singel ended SENSE	
Channels	Main channel ADC channel for subsystems Multiple Arc/Ace can be used in one and the same Otii project in the desktop application	
USB, DC Jack	DC jack input 7-20V, max 5A USB port 4.75-20V, max 3A	DC jack input 7-9V, max 5A USB port 4.75-5.25V, max 3A
Size	10,9cm x 14,4cm x 4,4cm (WxLxH) 450 grams	10,9cm x 14,4cm x 4,4cm (WxLxH) 450 grams
NIST traced calibration	Yes	Yes
Software	Otii desktop application for Windows, Ubuntu, macOS Online and offline license modes Multiple Otii instruments can be simultaneously used in one Otii project (only limited by the computer)	
Software toolboxes	Supports following licenses: Otii Battery Toolbox Otii Automation Toolbox Otii Energy Harvesting (COMING SOON)	Supports following licenses: Otii Battery Toolbox Otii Automation Toolbox
Additional resources	<u>DATASHEET</u>	<u>DATASHEET</u>

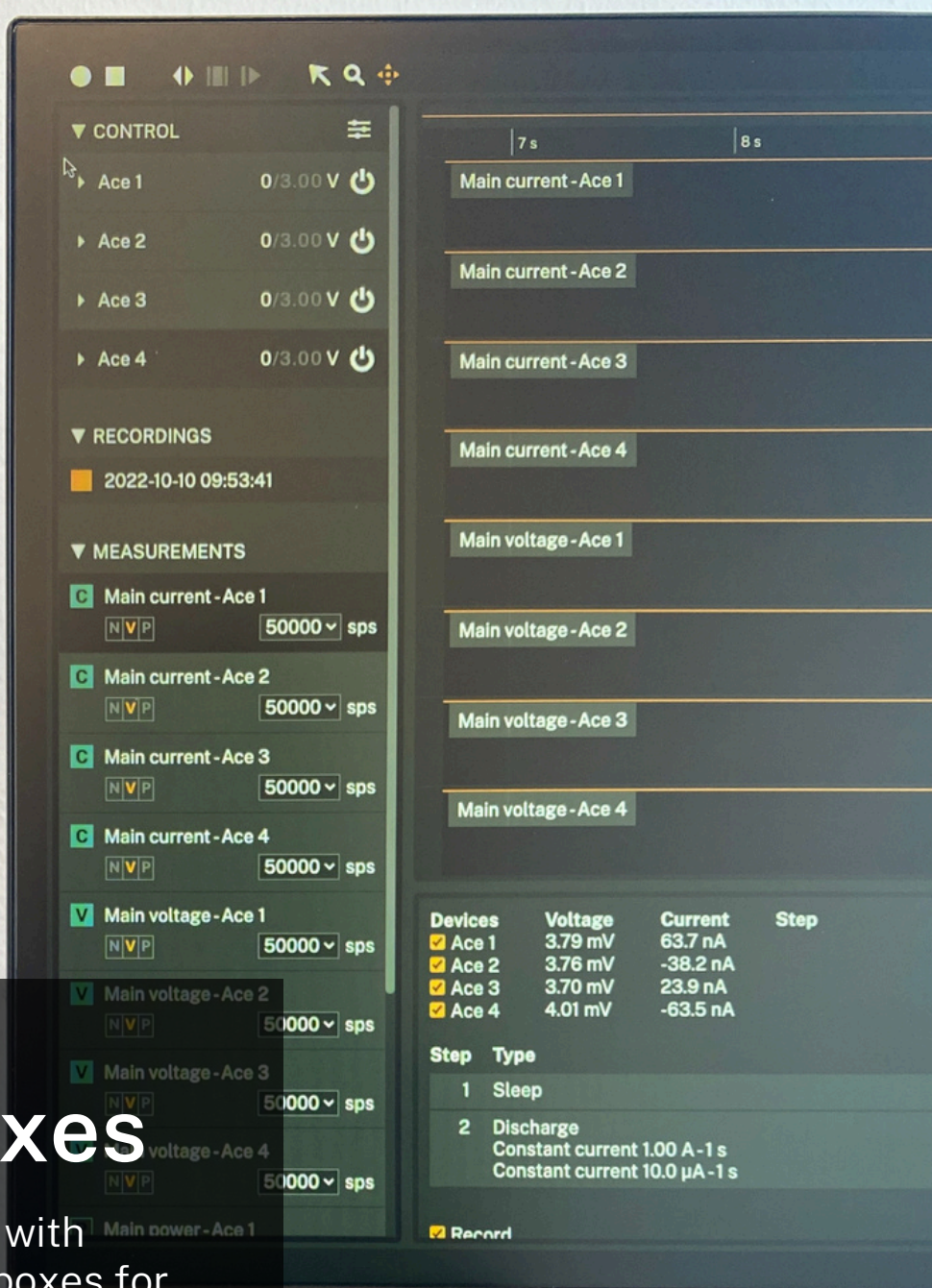


Otii desktop application features

The Otii software is free and works on Windows, Ubuntu and macOS. The software features below require Otii instruments connected to the computer. A limited set of features can be used when only using the Otii desktop application without the Otii hardware, in a so called viewer mode.

FEATURE	Otii Ace Pro	Otii Arc Pro	No HW, app only
Current, voltage, power measurements	■	■	
Unlimited recordings	■	■	
Unlimited recording time	■	■	
Sync and compare multiple recording	■	■	■
Sync recordings with UART output	■	■	■
Add unlimited new recordings in existing project	■	■	
Battery life estimator	■	■	■
GPI measurements	■	■	
ADC (sub-system) measurements	■	■	
Run multiple Otii instruments in one Otii project	■	■	
Offline license mode	■	■	
Customize statistics	■	■	■
Control device via AT commands in UI	■	■	
Configurable UI	■	■	
Statistics for marked, view and whole project	■	■	■
Analyse graphs while measuring in the background	■	■	
Save/load project	■	■	■
Offset calibration	■	■	
Unlimited redo/undo functionality	■	■	■
Name, scale, hide and customize recordings	■	■	■
Downsampling	■	■	■
Support for 4-wire measurements	■	■	
Crop	■	■	■
In-app help	■	■	■
Support for in-line measurements	■		
Set sample rate	■		





Otii Toolboxes

Elevate Otii instruments with additional software toolboxes for scripting capabilities and battery profiling, emulation, testing and validation.

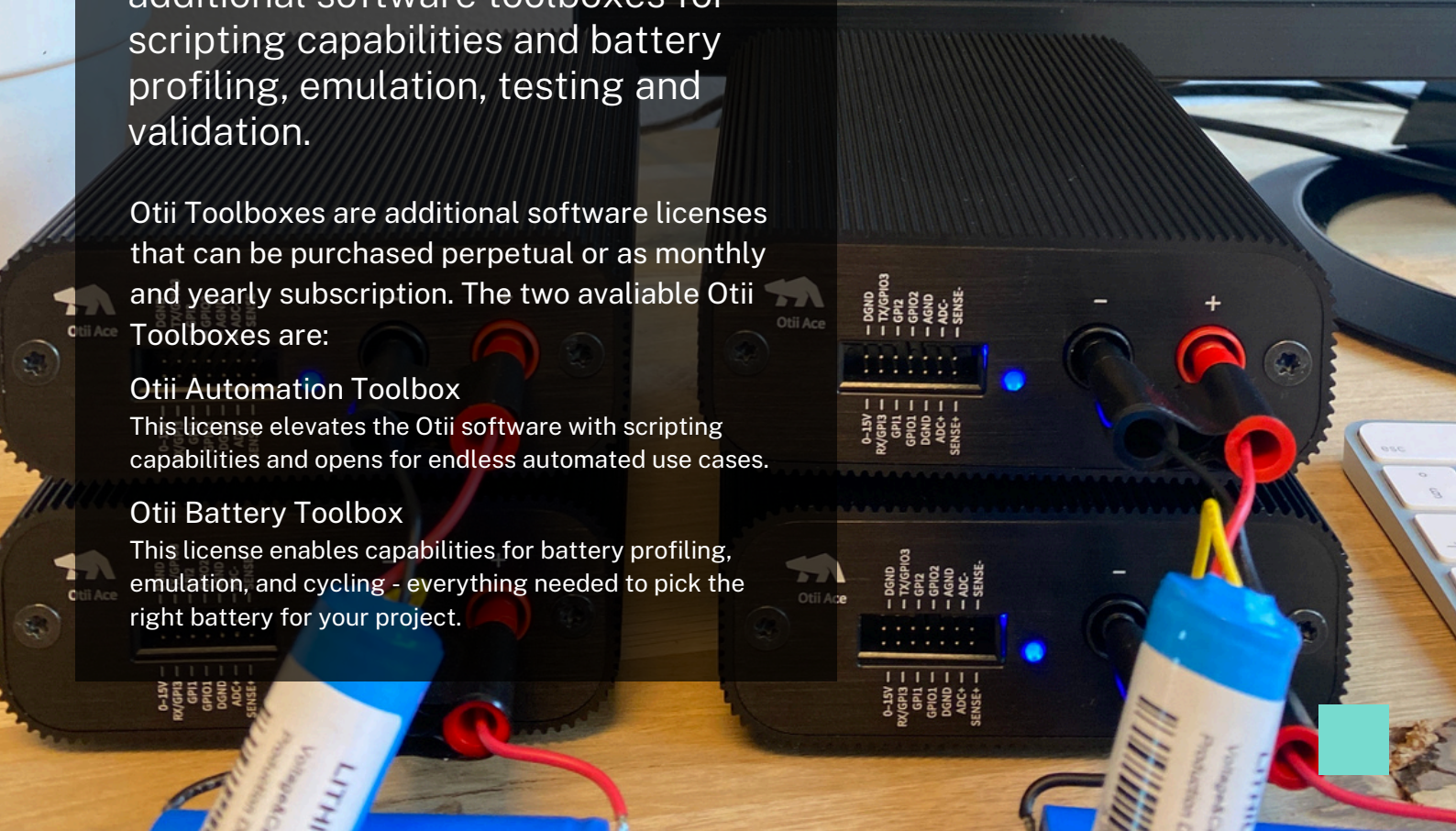
Otii Toolboxes are additional software licenses that can be purchased perpetual or as monthly and yearly subscription. The two available Otii Toolboxes are:

Otii Automation Toolbox

This license elevates the Otii software with scripting capabilities and opens for endless automated use cases.

Otii Battery Toolbox

This license enables capabilities for battery profiling, emulation, and cycling - everything needed to pick the right battery for your project.



Otii Battery Toolbox

The ultimate solution to find and validate the right, first and second source battery through out the IoT and embedded product lifecycle.

Battery profiling

- Simple set-up: one battery connected at main connectors of one Otii instrument
- Connect as many Otii instruments as the computer allows for multi channel usage
- All connected batteries will be discharged with the same chosen profile
- Otii Arc resp. Ace can sink currents up to 2.5A resp. 5A and source currents up to 5A.
- Create discharge profiles with two levels of discharge: low for sleep mode and high for active mode.
- Discharge the battery with a constant current. The current will not change as the battery voltage drops. This is similar to as if there were a linear regulator as load.
- Discharge the battery with constant power. Voltage is measured and discharge current is calculated to get set power. The discharge current will increase as the battery voltage drops while profiling.
- Discharge the battery by simulating a resistance connected to the battery. The discharge current will decrease as the battery voltage drops during the profiling.

Battery emulation

- ‘Fixed’ emulation to emulate the battery with a constant “Used capacity”. Pick a spot on the discharge curve and emulate in this position (position = how much used capacity is drawn from the battery).
- ‘Follow’ emulation will emulate a discharge over the time of the recording. Position in the discharge curve will then move as per how your device consumes energy.
- Emulate set-ups with battery cells in parallel and/or series – up to 4 batteries for parallel set-up and flexible number for series set-up depending on the Open Circuit Voltage (OCV).
- Automate battery emulation with Otii Automation Toolbox - switch profiles for different state of charge, battery types and temperatures.

Battery Validation (Otii Ace Pro only)

- Highly customizable test sequence – option to customize discharge, idle mode and charging, pulse width control, repeated cycles, cut-off voltages
- No limitations on number of cycles
- No limitations on number of batteries to be tested at the same time. Connect as many Otii Ace Pro as the computer allows.

Shareable license

- Otii Battery Toolbox is shareable. The license can be assigned only at one user at the time. The license management is done in Otii User Management.
- The license can also be used in offline mode.

Battery model parameters

	Otii Ace Pro	Otii Arc Pro
Points in Emulation	as many as no of iterations	as many as no of iterations
ESR Range ⁽¹⁾	up to 5 kohm	up to 5 kohm
ESR Resolution	down to 1 mohm	down to 1 mohm
Voc Range	0V to 25V	0.5V to 5V
Voc Resolution	1 mV	1 mV
Capacity Range	no limit	no limit
Capacity Resolution	1 µAh	1 µAh

⁽¹⁾ Otii Battery Toolbox emulates the total ESR.



CONTROL

Ace 0 / 3.7 V

General Settings

Battery Emulator

Model: LR03_Alkaline

Used capacity 0 / 993 mAh

OC protection: 800mA Limit

Digital voltage: 3.7 V

0-15V: 0 V

GPO1 GPO2

4-wire

Main current: Auto range

ADC resistor: 8 Ω

Channels

Main current Main voltage

Main power ADC current

ADC voltage ADC power

Sense-voltage Sense+ voltage

GPI 1 GPI 2

Uart

Baudrate: 115200

Battery Emulation

AAA-Energizer-NB-IoT

Model: LR03_Alkaline
 Manufacturer: Energizer
 Size: 10x44 (mm)

Used capacity 0 Ah Follow

993 mAh
 1986 mAh
 2979 mAh
 3972 mAh

1.50 V 3.00 V 4.50 V

Hide

Charge Discharge Sleep

One step Multi-step

Step Type	Value	Time
1 Constant power	84m W	2 s
2 Constant power	930m W	1.32 s
3 Constant power	120m W	12.68 s
4 Constant power	60m W	30 s
5 Constant power	930m W	1.25 s
6 Constant power	60m W	1 s
7 Constant power	24m W	30 s

Repeat discharge cycle Add

Exit conditions

Cutoff voltage: 2.8 V

Cancel Edit step

1 Discharge
 Constant power 84.0 mW - 2.00 s
 Constant power 930 mW - 1.32 s
 Constant power 120 mW - 12.7 s
 Constant power 60.0 mW - 30.0 s
 Constant power 930 mW - 1.25 s
 Constant power 60.0 mW - 1.00 s
 Constant power 24.0 mW - 30.0 s

2 Discharge
 Constant current 100 μA - 120 s

Start Stop Add step

Record

Otii Automation Toolbox

The key to functional, regression, and benchmark testing. Ideal for continuous integration, tracking energy consumption from prototyping to production.

Scripting in any language using JSON API

- Otii Automation Toolbox makes Otii instruments programmable.
- Control your Otii Arc/Ace with the built-in [TCP-server](#) from any language or system that supports communication over TCP sockets, using a [JSON-based API](#).
- Find an [example](#) of how to integrate Otii in Jenkins using the Python programming language in the Help section of the Otii application.
- Great for your continuous integration set-up, to keep track of your system's energy consumption throughout the whole development cycle, from prototyping to production.

Scripting statistics API

- The Otii core computational engine is designed to efficiently make calculations of large sets of data.
- The TCP-API is constantly being expanded with methods that will simplify your energy optimization tasks.
- Examples of API additions are `recording_get_info` that returns information about a recording, and `recording_get_statistics` that returns the minimum, maximum, average and energy consumed over a specified time range.

Packaged scripting modules available for Python, Matlab, C#, Java


- Write your scripts using the JSON-based API or use our packaged scripting modules available for popular languages like Python, Java, C# and Matlab.
- Find the modules on [Qoitech GitHub](#).

Command line tools

- The toolbox includes a command-line tool, that makes it possible to run test scripts without the UI.
- Run your script in your favorite continuous integration (CI) environment
- Create a test setup in a remote location
- The TCP API includes methods to log in, log out, and handle Otii licenses directly from the script, making it easier to include the script in an automated environment.

Shareable license

- Otii Automation Toolbox is shareable. The license can be assigned only at one user at the time. The license management is done in Otii User Management.
- The license can also be used in offline mode.





Resources


[Otii Ace Pro datasheet](#)

[Otii Arc Pro datasheet](#)

[Otii Battery Toolbox documentation](#)

[Otii Automation Toolbox documentation](#)

[Otii Product Suite documentation](#)



Contact us

To discuss how Otii Product Suite can best suit your team/s and how to tailor it for optimal utilization and cost efficiency, please contact our sales team at

sales@qoitech.com

SE +46 46 261 50 50


For technical questions and support, please contact us at

support@qoitech.com

We're here to help!

The Qoitech Team





qoitech.com/otii

Qoitech creates the most effective solutions for energy consumption analysis and optimization, battery life analytics and prediction, and testing of batteries and energy harvesters, applicable across all industries. Founded as subsidiary of Sony, Qoitech is a Swedish company with global reach.

